

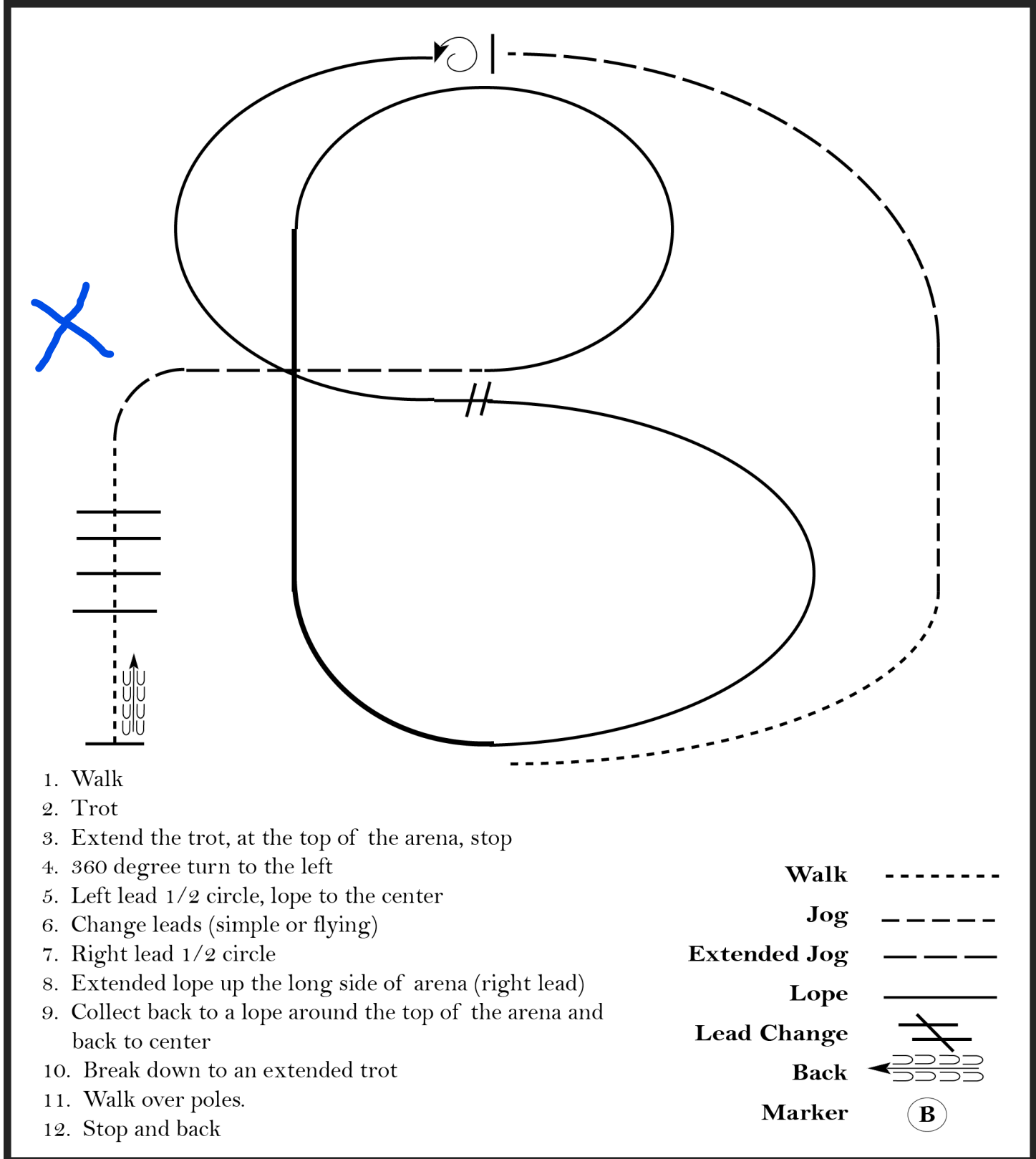
4-H Virtual Horse Show

Ranch Riding

Show Date:

w w w . H o r s e S h o w P a t t e r n s . c o m

w w w . H o r s e S h o w P a t t e r n s . c o m



Pattern Provided by:

Your Judges

[RR/1]

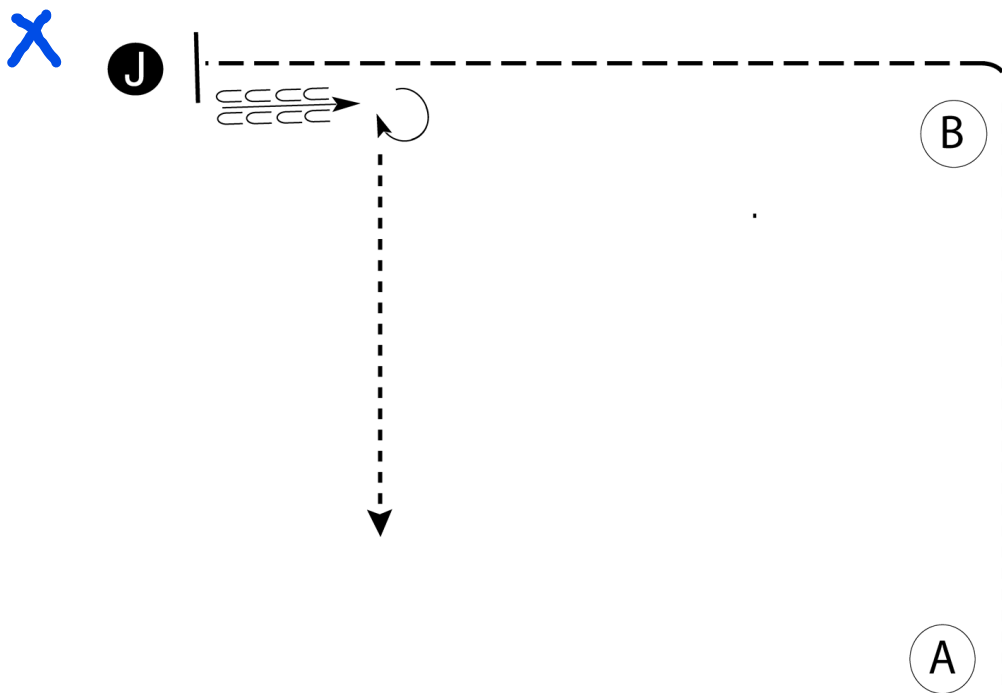
4-H Virtual Horse Show

Showmanship

Show Date:

w w w . H o r s e S h o w P a t t e r n s . c o m

w w w . H o r s e S h o w P a t t e r n s . c o m



Be ready at A.

1. Walk to B.
2. Trot around B and to judge.
3. Stop and set up for inspection.
4. When dismissed, back one horse length.
5. Turn 270 degrees and walk straight off.

- | | |
|--------|-------------|
| Walk | ----- |
| Trot | - . - . - . |
| Back | ← — — — — — |
| Marker | Ⓚ |
| Judge | ⓐ |

[S/1-23]

Pattern Provided by:

Your Judges

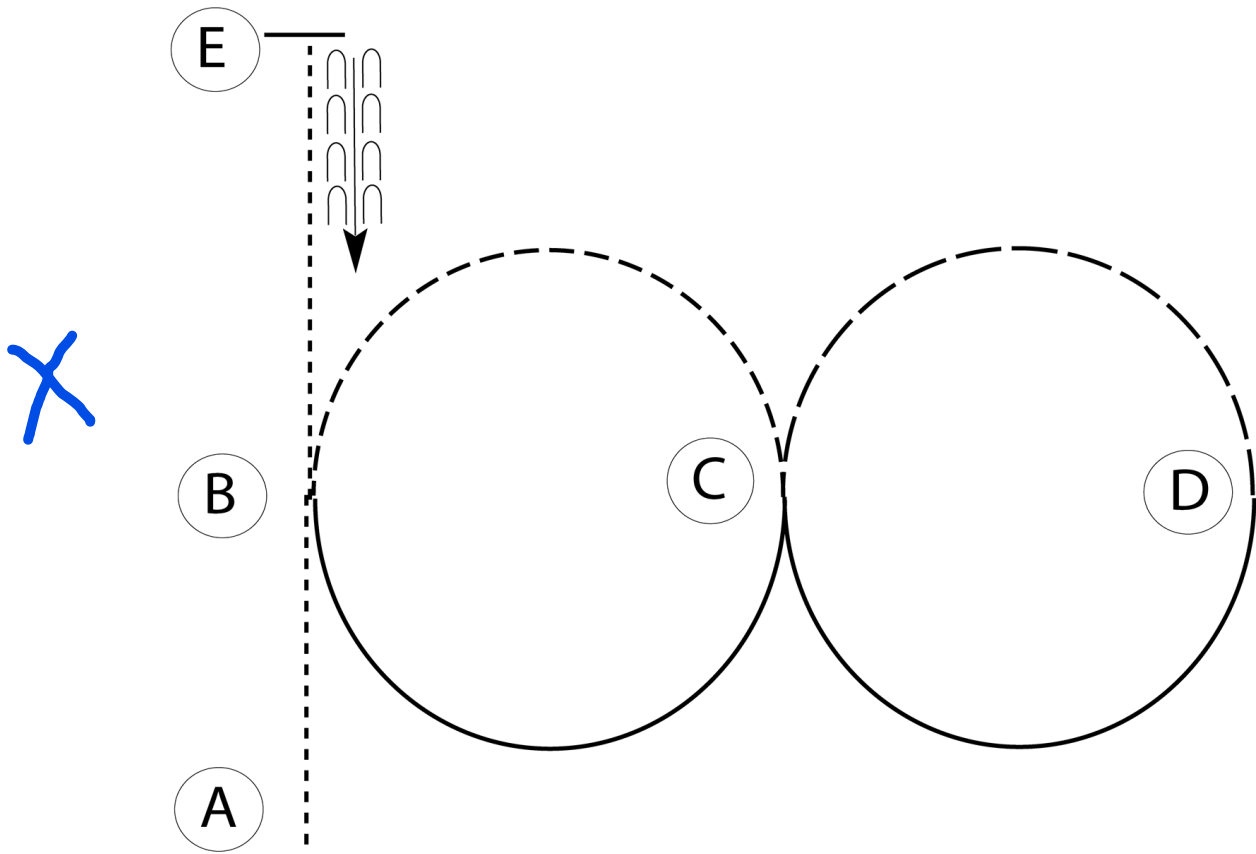
4-H Virtual Horse Show

Western Horsemanship

Show Date: _____

w w w . H o r s e S h o w P a t t e r n s . c o m

w w w . H o r s e S h o w P a t t e r n s . c o m



Be ready at A.

1. Walk A to B.
2. Jog a half circle to C.
3. Lope a half circle on the left lead to D.
4. Extend the jog in a half circle to C.
5. Lope a half circle on the right lead to B.
6. Walk to E.
7. Stop at E and back approximately one horse length.

Follow the instructions of your ring steward.

Walk	-----
Jog	- - - - -
Extended Jog	— — — —
Lope	—————
Lead Change	
Back	
Marker	(B)

[WH/2-3]

Pattern Provided by:
Your Judges