

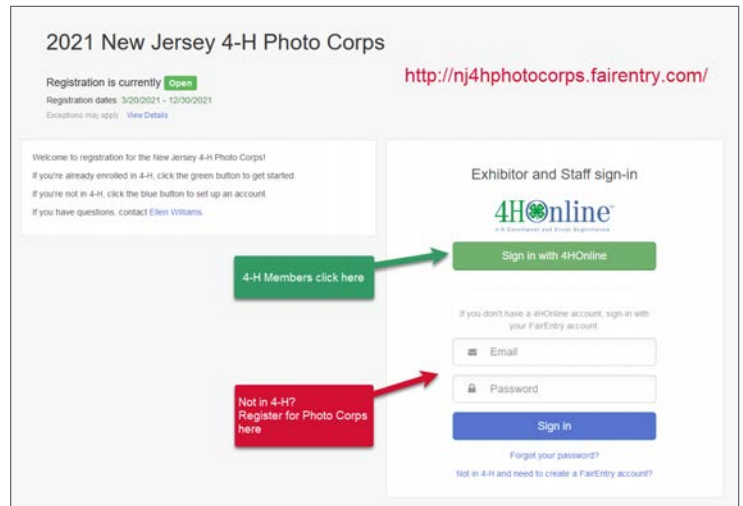
# New Jersey 4-H Photo Corps



## Logging In

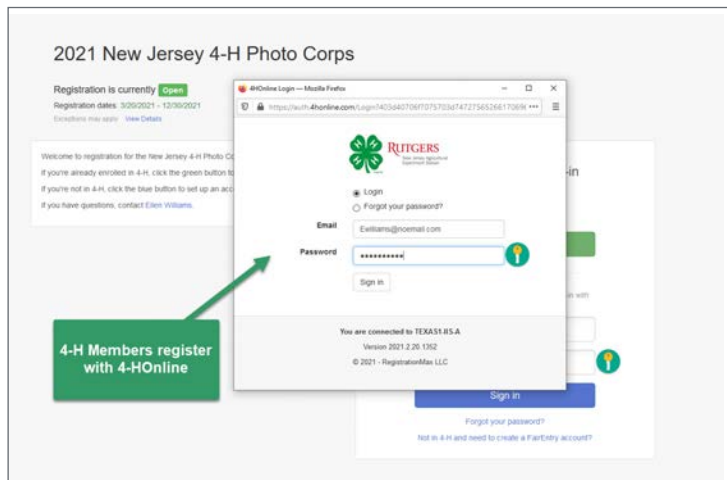
There are two steps to join the New Jersey 4-H Photo Corps project, registration (one time only) and submitting your photo. The software we're using for this project is designed to manage large 4-H fairs. Some of the terms you'll see relate to fairs. If these seem confusing, don't worry; follow these directions and you'll be fine.

To register for Photo Corps, go to the site, <https://nj4hphotocorps.fairentry.com>. On the home page, you'll login through 4-HOnline, if you're a 4-H member. If you're not in 4-H, you'll set up an account in Fair Entry with your contact information.



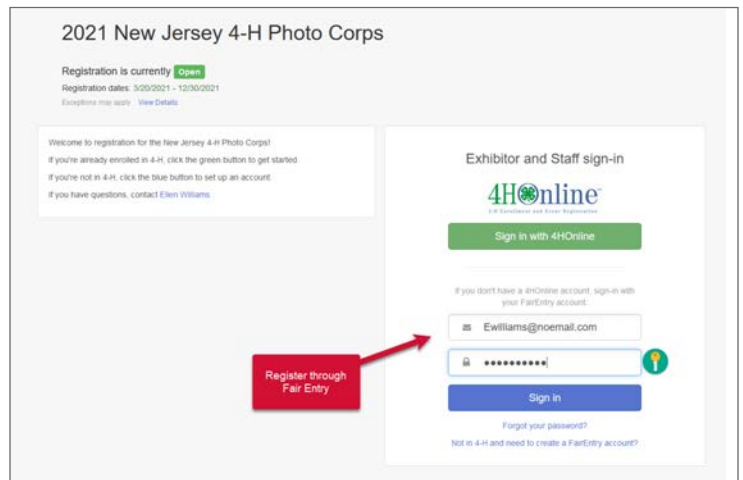
## If you're in 4-H

If you joined 4-H this year, your contact information is already in 4-HOnline. You can login with the email and password you use for 4-HOnline.



## If you're not in 4-H

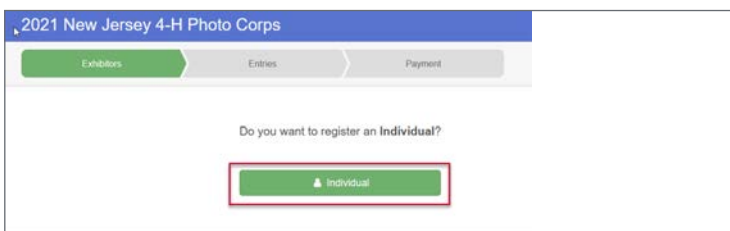
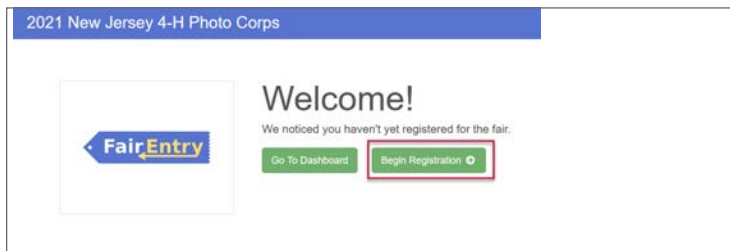
If you're not in 4-H, you can sign-in through Fair Entry. The system will collect your contact information during the registration process.



# Registration

Once you're logged into Fair Entry, you'll be invited to register.

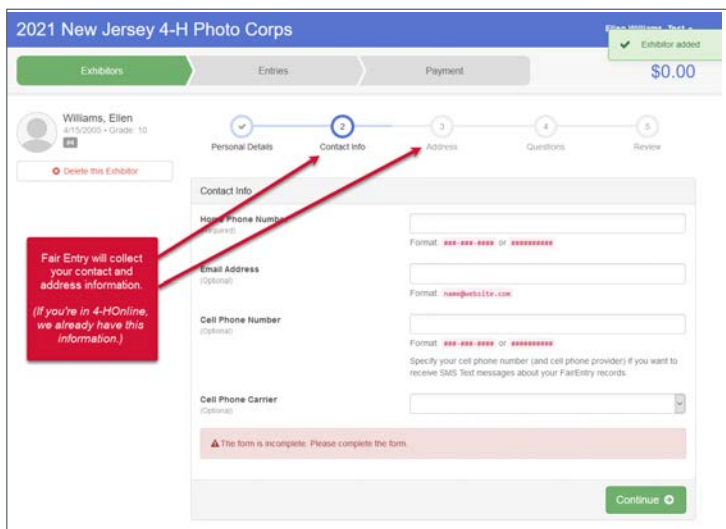
Click the green **Begin Registration** button to get started.



Next, select **Individual**

## Not in 4-H?

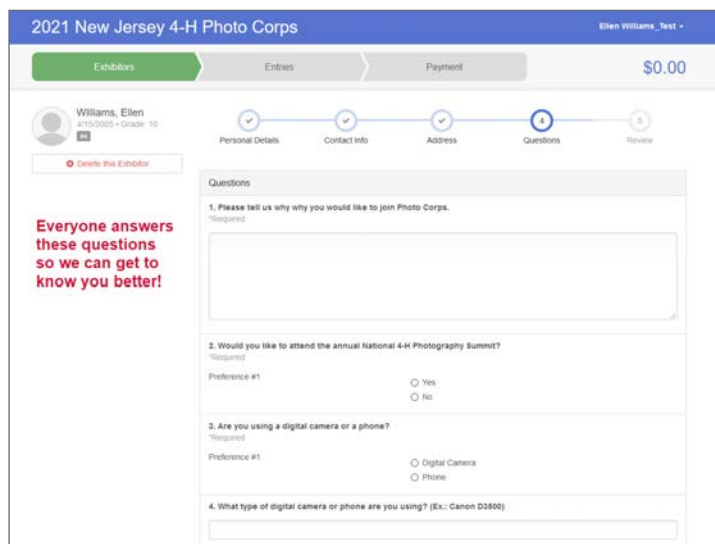
If you're not in 4-H, this is where Fair Entry will collect your contact information. Be sure to enter all the *required* information.



## Questions to Join Photo Corps

You'll answer some questions about what you like about photography and how you take pictures. There are no wrong answers. We just want to learn more about you and your interest in photography.

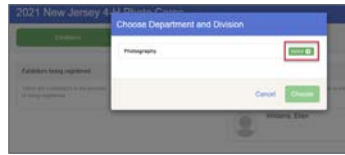
When you're done, you can review all your information before moving on to enter a photo.



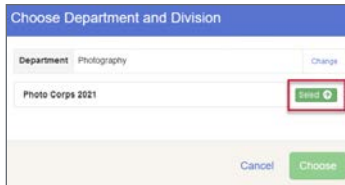
# Entering a Photo

To enter your photo you'll first need to select the Department, Division and Class and then answer some questions before you upload the file.

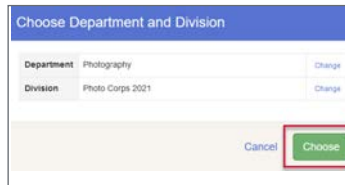
Select **Department:**  
**Photography**



Select **Division:**  
**Photo Corps 2021**



Choose **Department and Division**



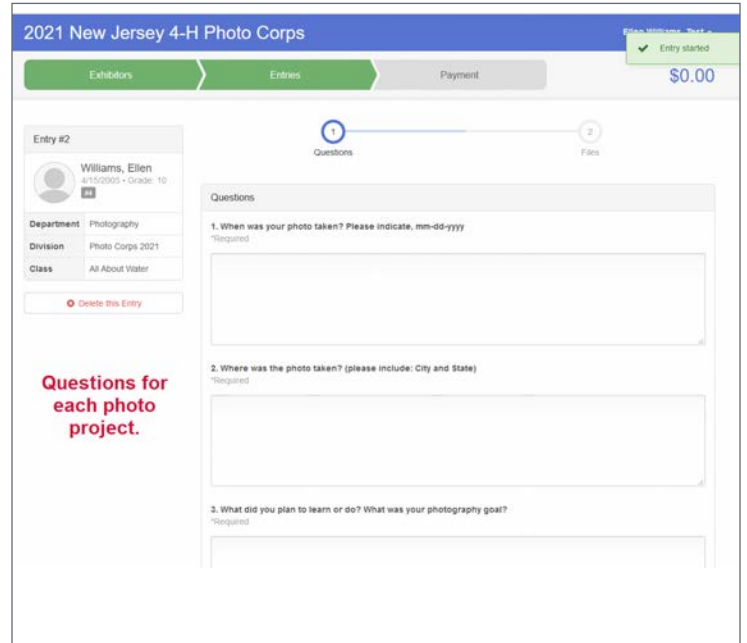
Select the **Class** (photo entry):  
**All About Water**

next you'll answer some questions...

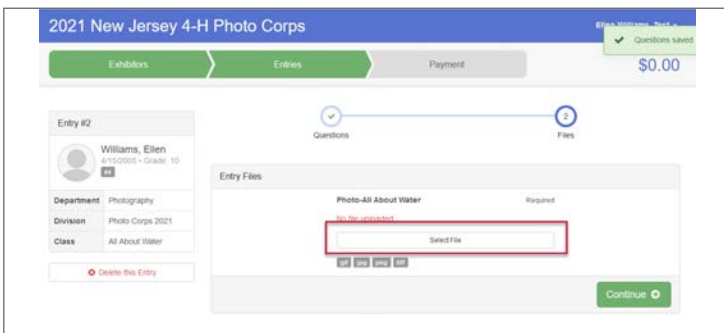


# Questions about your Photo

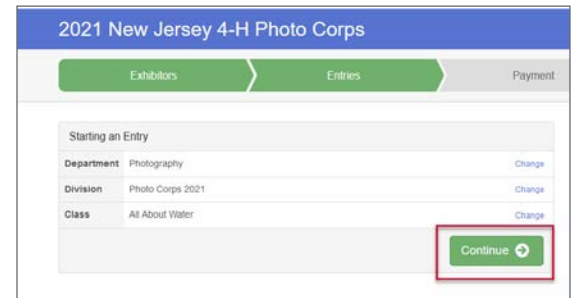
Each month you'll answer some questions about the photo you're entering.



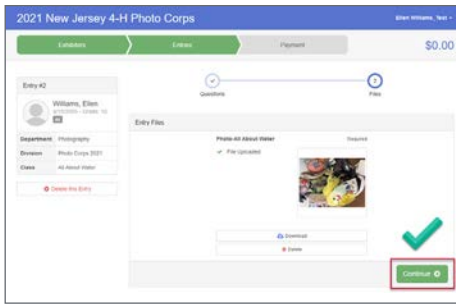
# Uploading your photo



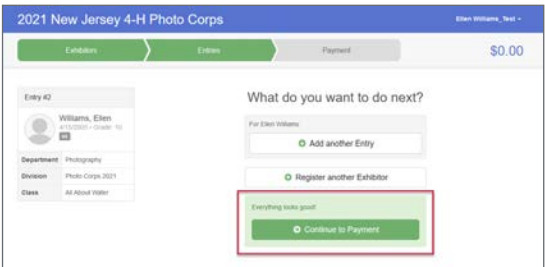
Click here to upload your photo.



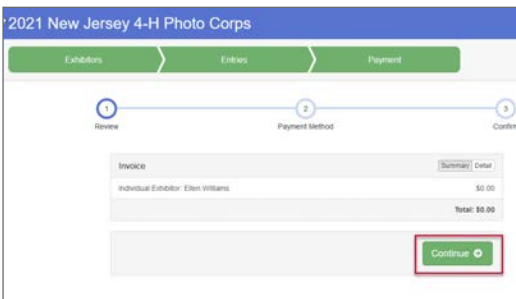
Click Continue



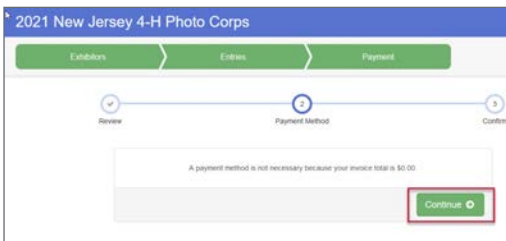
You'll see a thumbnail of your photo after it's uploaded.



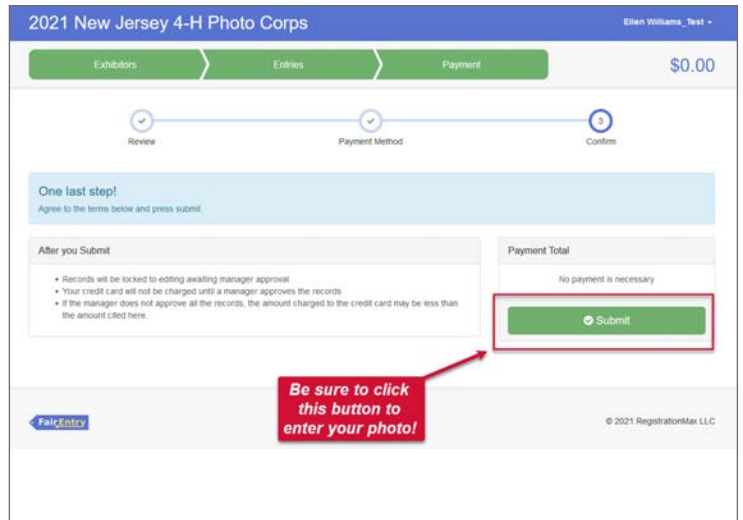
Click **Continue to Payment**.



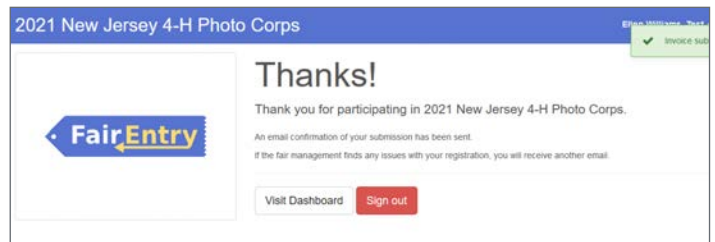
Ignore the fee and click **Continue**



Ignore the payment method and click **Continue**



**VERY IMPORTANT:** click **Submit** to enter your photograph.



*Congratulations, you're done!*

*You'll login to this site to add photos for future projects.*

*Thanks for joining NJ 4-H Photo Corps!*