

**NEW JERSEY STATE 4-H
CHAMPION HORSE SHOW
&
COUNTY QUALIFYING SHOWS
RULE BOOK
*English Division***



Effective for: 2009-2010

**NEW JERSEY STATE 4-H
CHAMPIONSHIP HORSE SHOW
&
COUNTY QUALIFYING SHOWS
RULE BOOK**

Effective for 2009- 2010



Developed by:

**The NJ 4-H Horse Program Advisory Committee
Rule Book Sub-Committee:**

Volunteer Members

Mary Lou Barrett Mary Ellen Dehart Ellen Healey
Mary Hedges-Dougherty Judy Hennessy Ken Lehberger
Lee Ross David Sagui Lori Wunderlich

HPAC Executive Board Members

Chair: Wendy Hale
Vice Chair: Stella Almeida
Secretary: Robin Donohue

RCE Faculty & Staff Members

Helen Ferraro Cyndy Hetzell Linda Horner
Nancy Horrisburger Gerri Leonarski Tammy Suydam
Carol Ward Amy Wunderlich Emily Wunderlich



Prepared by:

Carol. K.Ward
County 4-H
Rutgers Cooperative Extension



Use of the Name and Emblem of the 4-H Club

The use of the name and emblem of 4-H is regulated by federal law. This law states that only activities or programs under the supervision of the Cooperative Extension Service may use the name and emblem of 4-H. Any district, area or state 4-H horse show must have the approval of the State 4-H office. Local and county 4-H horse shows must have the approval of the County 4-H Agent. Shows or events sponsored by other organizations or individuals and shows which provide separate classes for 4-H members are not permitted to use the name and emblem of 4-H without approval of the State 4-H office.



For additional information contact you County 4-H Agent.

TABLE OF CONTENTS

I. General Rules..... 2
 A. Objectives of the NJ Horse Project..... 2
 B. County Criteria 2
 1. County Qualifying Shows 2
 2. County Entries State Shows 3
 3. Entry/Horse Changes..... 4
 4. Alternate Changes 4
 C. Member Eligibility..... 5
 D. Animal Eligibility..... 6
 E. Show Management..... 7
 F. Equine Welfare, Sportsmanship & Ethics..... 12

II. English Division 14
 A. Classes Offered..... 14
 B. Attire 14
 C. Equipment..... 14
 D. Class Specifications 15
 1. Halter Classes 15
 2. Pleasure Classes 16
 a. English Pleasure Stock Type Horse..... 16
 b. Hunter Under Saddle..... 16
 3. Equitation Classes 16
 4. Hunter Over Fences..... 17

III. Appendix
 A. Danish Score System 19
 B. English Bit Specifications..... 20
 C. English Showmanship Pattern..... 21
 D. Guidelines for Showmanship..... 23
 E. Score Card for Showmanship..... 24

I. GENERAL RULES AND REQUIREMENTS

A. OBJECTIVES OF THE NEW JERSEY 4-H HORSE PROJECT

- a) Develop leadership, initiative, self-reliance, public speaking abilities, sportsmanship and other desirable character traits.
- b) Experience the pride of owning or leasing a horse or pony and being responsible for its management.
- c) Develop and appreciate horseback riding and driving as healthy wholesome forms of recreation.
- d) Learn skills in horsemanship and an understanding of the businesses of raising and training horses.
- e) Increase knowledge of safety precautions to prevent injury to self, others, and the horse.
- f) Promote greater love for animals and a humane attitude toward them.
- g) To be better prepared for citizenship responsibilities through working in groups and supporting community horse projects and activities.

B. COUNTY CRITERIA

1. County Qualifying Shows

- a) These rules shall apply to the NJ State 4-H Championship Horse Show and all shows that include qualifying classes.
- b) County qualifying shows must use these same classes and class specifications.
- c) It is required that all 4-H qualifying horse shows adopt this official handbook. In this manner uniformity can be established and the riders will be better prepared for the state show.
- d) A county must have one or more 4-H horse shows to qualify members for the State 4-H Championship Horse Show. The shows may be a combined effort between one or more counties.
- e) A member must qualify and be a member in good standing in the county in which he or she is enrolled. In the case of limited entries for certain classes in a county, a member may qualify at another county's qualifying show, for that particular class, with the permission of the host county.

- f) The number of entries allowed per county per class at the state show will be based on the number of entries from a county at the previous year's county qualifying show. The exception will be in the Driving, Growing & Training, Dressage, Mare & Foal and Challenged Division classes, where unlimited entries are invited. The state 4-H Department Liaison will notify counties that are eligible to send three riders per class by May 1 of the project year.
- g) A county **MUST** use the Danish System (excellent, very good, good and fair) in combination with a straight placing system (1st, 2nd, 3rd, etc.). To qualify, riders must achieve a minimum Danish rating of very good. [See **Appendix A** for Danish System Criteria.]
- h) In order to qualify for the state show, each club member must provide to the County 4-H Agent or county qualifying show committee:
- (1) Proof of a negative Coggins test from an approved laboratory within 24 months of the date of the show. The original copy of the Coggins test results must be in the possession of the member, parent or guardian at the county and state shows.
 - (2) Proof of eastern encephalitis or bivalent encephalitis, tetanus and rabies vaccinations within 1 year of the date of the show. (West Nile and Strangles vaccinations are also strongly recommended.)
 - (3) The New Jersey State Division of Animal Health may conduct a random drug test at any horse show at any time.

2. County Entries for State Show

- a) A list of the qualified individuals and alternates must be approved, signed by the county 4-H agent or program staff and sent to the superintendent of the show. Entries close approximately five weeks prior to the show. Only those members entered will be allowed to exhibit. Counties with qualifying shows held (5) days prior to or after the entry due date will have (1) week from the date of the show to submit their state entries. A Qualifying Show shall be held no later than the last week in July unless there is an approved hardship.
- b) **NO REFUNDS** of entry or stabling fees will be made after entries close for any reason.
- c) Upon arrival at the show grounds, contestants must register in person at the show office to receive their show number, and present to the show secretary the following documents:
- (1) An original copy of a valid Coggins Certificate and proof of up-to-date vaccinations within the time specified in rule h.1 and h.2 under the section titled "County Qualifying Shows".

(2) 4-H'ers who arrive at the show with expired or invalid vaccinations/Coggins test will not be allowed to compete and the animals must leave the show grounds. There will be no exceptions! [Appendix– My 4-H Horse Project Record Book, p. 35; 4-H Horse Health Information Form]

d) A completed 4-H Event Permission Form. In addition, adult leaders, coaches and parents staying overnight on the show grounds must complete the NJ 4-H Adult Overnight Agreement & Release Form. These forms are available from the county 4-H office and must accompany the entry form. All counties with participants staying overnight must have a minimum of two adults staying with the participants.

3. ENTRY/HORSE CHANGES

Members must show the same horse(s) at the county qualifying horse show(s) and the NJ State 4-H Championship Horse Show. If the horse, after completion of the last county qualifying show, is injured or cannot compete at the NJ State 4-H Championship Horse Show, the next highest placing alternate who qualified in the class at the county qualifying show(s) shall be eligible for the state show. There are only three exceptions to this rule:

- a) In Equitation Classes the member may substitute another registered project animal from their county: Western Grooming & Showmanship, English Grooming & Showmanship, English Equitation on the Flat, English Equitation Over Fences, Western Horsemanship, Reinsmanship.
- b) If a 4-H member's horse dies after the last county 4-H qualifying horse show, the member may substitute another currently enrolled 4-H project horse from his/her county. A copy of the veterinarian's certificate of the death, must be filed with the county 4-H agent and the original given to the show secretary the day of the show.
- c) **In case of permanent injury or loss of animal between April 1 of the current project year and that county's first Qualifying Show due to circumstances beyond the 4-H members control (owner sells a leased animal) an individual member may substitute an already registered project animal from their county at their county qualifying show(s) with the exception of halter classes.**

4. Alternate Changes

- a) All alternate changes must be made to the Show Secretary. Alternate changes can be made the day of the state show by the county coordinator. Once the alternate substitution is made, the change remains final. (Forms are available from the website: www.nj4h.Rutgers.edu/horse).
- b) **If a contestant must scratch any state show class due to an injury or unsoundness that occurred after the NJ State 4-H Horse Show entry deadline, the 4-H member must submit written justification signed by a veterinarian in order to show that project animal in any subsequent classes (such as Halter classes etc.)**

- c) If a contestant decides to scratch a class, **for a reason other than injury or unsoundness of the animal**, the county coordinator may substitute an alternate, however, the original contestant will be scratched from the remainder of the three-day show and cannot decide to participate in any subsequent classes. (i.e. If a horse/rider combination is scratched Saturday, that combination cannot compete Sunday.)
- d) If a contestant is unable to participate in a particular class because of a problem (i.e., heat stress, thrown shoe, etc.) **occurring during the State 4-H Horse Show**, certifiable by the farrier, veterinarian, show steward, judge or medical technician, then an alternate may be substituted by the county coordinator for that class only. The contestant will be permitted to participate in his/her remaining classes pending certification by said farrier, or veterinarian or medical technician, provided the horse is then deemed sound to perform again.

C. MEMBER ELIGIBILITY

1. General Eligibility - To be eligible to participate in the NJ State 4-H Championship Horse Show, a 4-H member MUST:
- a) Have been enrolled in Grade 5 or higher as of September of the previous school year. The last year of participation is the year in which the member is enrolled in grade 13 (or the equivalent - one-year post grade 12.)
- b) Be a registered 4-H Horse Project member in the county they will represent by January 1 of the current year.
- c) Meet the following “Member In Good Standing” requirements during the current project year. This is to be verified by the club leader and or county agent on the state entry form.
- (1) Have attended at least 70% of regular club meetings.
 - (2) Given a state, county or club 4-H presentation following the State 4-H or Equine Presentations Contest guidelines.
 - (3) Been responsible for the physical care and training of the animal to the fullest extent possible.
 - (4) Complete a 4-H Horse Project Record Book including all of the members horse project animal(s) up to the date of the show entries.
- d) Exhibit in a “showmanship and grooming” class at a county qualifying horse show.
- e) The grade of members shall be determined by the grade enrolled in school the September prior to the State 4-H Championship Horse Show.
- (1) Junior Members: 4-H’ers enrolled in Grades 5-8 as of the September prior to the state show.
 - (2) Senior Members: 4-H’ers enrolled in Grades 9- 13 as of the September prior to the state show.

D. ANIMAL ELIGIBILITY

1. All breeds of horses, ponies, donkeys and mules are eligible for use as a horse project animal. Project animals may be groomed and shown according to their breed standards in all classes.

2. Animal Measurement

- a) It shall be the responsibility of the County 4-H Agent or county qualifying show committee to issue proof of animal measurement at their qualifying show(s). All animals, 15 hands and under, must be measured at the county qualifying show on a yearly basis up to and including their (6th) year of age. Exhibitors must bring county measurement cards to the state show. No other measurement cards will be accepted.
- b) If the height of an animal is questioned by a show official, leader or exhibitor, the current 4-H measurement card must be shown.
- c) A horse or pony over six-years of age may not have its height protested provided it has a permanent 4-H card.

3. Definition of “Project Horse”

- a) Horses are defined as exceeding 14.2 hands in height, regardless of breed or discipline. To be eligible to participate in the NJ State 4-H Championship Horse Show, the horse, pony, mule, or donkey shown, ridden or driven must adhere to the following:
 - 1) Be the 4-H member’s project animal. A 4-H member may have more than one project animal. A project horse may be shared by no more than two (2) 4-H members regardless of the type of ownership status.
 - 2) Have a completed 4-H Horse Registration form for each animal turned in to the county 4-H office and dated no later than April 1st of the current year. A copy of the 4-H Horse Registration Form can be found on page 33, in the Appendix section of *“My 4-H Horse Project Record Book.”* The horse’s name on the Project Registration Form must be exactly the same as the name on the Coggins Certificate, the Horse Health Form and the State Show entry form.
 - 3) Have been used by the member in the county qualifying show(s).

4. Definition of “Project Pony”

- a) Ponies shall follow the same criteria as for horses with the exception that ponies shall be 14.2 hands and under regardless of the breed or discipline.
- b) In the English Division, regardless of breed, the size of the ponies is defined as:
 - (1) Large Ponies - shall be over 13.2 and not to exceed 14.2 hands.

- (2) Medium Ponies - shall be over 12.2 and not to exceed 13.2 hands.
- (3) Small Ponies - shall not exceed 12.2 hands.

5. Ownership Classification

Project animals are defined, as either member/family owned or non-family owned. No more than two 4-H members may use a horse. Qualifications for each are specified as follows:

(1) Member Owned

- (a) *Member-Owned* - owned solely by the member and not by anyone else. The 4-H member is the legal owner. If the animal is registered, the member's name appears on the Breed Association Papers. A 4-H horse club member may share his/her horse with another 4-H horse club member

(2) Family-Owned

- (a) *Family-Owned* - the animal's legal owner is limited to the 4-H member's parent(s), brother, sister, grandparent(s), aunt, uncle or legal guardian.
- (b) A 4-H horse club member may lease his/her horse with one horseless 4-H horse club member.

(3) Leased/Borrowed

- (a) *Leased/Borrowed* - the animal's legal owner is anyone other than the 4-H'er or his/her immediate family.
- (b) Project animals falling under the "Leased/Borrowed" category must have a copy of a completed 4-H Horse Project Lease/Borrow Form attached to the 4-H Horse Registration Form and turned in to the county 4-H Office no later than April 1 of the current year. A copy of the 4-H Horse Project Lease/Borrowed Form can be found on page 34 in the Appendix section of "*My 4-H Horse Record Book*." The member must have free access to the horse.
- (c) Leased/ Borrowed horses are ineligible for any conformation (halter) class.

6. General Requirements

- a) No more than two 4-H members may use a horse regardless of the type of ownership.
- b) *Age of Horses*. A horse regardless of breed becomes a year older on January 1st of the current year, not on its actual birthday.
 - (1) Junior Horses - up to and including five (5) year olds.
 - (2) Senior Horses – (6) year olds and older.

- c) Horses two-years of age or under as of January 1st of the current year cannot be shown in any performance classes, including the driving classes.
- d) *Stallions are ineligible* to compete in any 4-H horse show. Colts of the current year are eligible to be shown in the Mare and Foal class only.
- e) A project horse is eligible to be shown in all divisions, Challenged, Dressage, Driving, English, Games and Western.
- f) A rider is permitted to show more than one horse per class in individual performance classes.
- g) After a horse wins a halter class, other than Growing and Training and Mare and Foal, it becomes ineligible to compete again in that class, unless the ownership of the animal has changed to a new owner. Leased /borrowed horses are not allowed in halter classes.
- h) Unruly and unsound horses will be excused from the ring.
 - 1) Determination of unruliness will be left to the judge and/or show committee.
 - 2) Determination of unsoundness will be left to the show veterinarian and/or judge at the time of the class.
 - 3) Unsoundness shall not penalize a rider in equitation classes unless it is sufficiently severe to impair the performance of the horse or is detrimental to the horse.

E. SHOW MANAGEMENT

1. Judges/Show Officials

- a) Judges/Show Officials shall be competent, well-qualified individuals, able to reach a definite decision based on sound judgment, and have the confidence to stand by decisions without being defensive.
- b) Good judging depends upon the correct observation of horses and/or riders against a standard commonly accepted as the ideal according to the conditions of the class being judged. The judge must place each class in accordance with the rules and class specifications as outlined in this handbook, and evaluate and rank riders and horses, as they appear **THAT DAY**. They should never pin horses or riders based on their previous show records. It is essential that judges not be partial to any particular breed or be excessively critical.
- c) The decision of the judge/show officials is final. An exhibitor and/or spectator does not have the right to inspect the judge's card or visit with the judge without permission of the show steward. However, an exhibitor may request, through the show steward, the reason for a decision and, at a proper time and place, the show steward may request the judge to give his/her reason for the decision. Any questions from such individuals must be channeled through the show steward.

2. Show Committee

The Show Committee for the State Show shall be made up of the Executive Board of HPAC, the Stable Manager(s), the Rutgers Cooperative Extension Liaison and a minimum of one other person designated by the Chair of HPAC.

- a) It is the responsibility of the Show Committee to plan and implement the State 4-H Championship Horse Show.
- b) The decisions of the Show Committee are final, and may supersede the decision of a Show Official or Judge when deemed by the Committee, to be in the best interest of the Show.
- c) The Employee Liaison of Rutgers Cooperative Extension may overrule any decision of a Show Official, or Show Committee if their decision conflicts with the policies or Mission Statement of Rutgers Cooperative Extension and the Department of 4-H Youth Development.

3. Teams & Championships

a) County Championships

- (1) A challenge trophy will be awarded in the following divisions to the county team with the highest number of points in that division: Dressage, Driving, English, Games, and Western.
- (2) Points accumulated in each division will only count towards the championship in that division.
- (3) Calculation of championship points will be determined in the following manner:
 - (a) Only the score (points) of the highest placing person from each county in a class will be tabulated into the county team score.
 - (b) Total points for the county will be divided by the number of classes entered by the county.
- (4) Points shall be earned according to the number of horses shown and judged in a particular class as follows.**

# of horses	1 st	2 nd	3 rd	4 th	5 th	6 th	7 th	8 th	9 th	10 th
1	1									
2	2	1								
3	3	2	1							
4	4	3	2	1						
5	5	4	3	2	1					
6	6	5	4	3	2	1				
7	7	6	5	4	3	2	1			
8	8	7	6	5	4	3	2	1		

9	9	8	7	6	5	4	3	2	1	
10 or more	10	9	8	7	6	5	4	3	2	1

- (5) Combined classes will count for points for the day on which the class is being held.
- (6) A county must win a division trophy (3) times in succession to obtain permanent possession of the trophy. A retiring county must replace the trophy with a comparable trophy for the following year.
- (7) It is the responsibility of the winning counties to return team trophies on the 1st day of the show to the show office.
- (8) Trophies being returned should be in good shape, cleaned, polished and engraved from the previous year. Cost for engraving is the responsibility of the winning county.

b) County Team

- (1) A county team will consist of all county exhibitors in a division. Points awarded will be based on the number of entries in the class.
- (a) To qualify for the Dressage Championship, a county must have a minimum of three exhibitors in the division and three classes in the division.
- (b) To qualify for the Driving Championship, a county must have a minimum of one exhibitor in the division in a minimum of one class.
- (c) To qualify for the Games Championship, a county must have a minimum of two exhibitors in the division and (4) classes in the division.
- (d) To qualify for the English or Western Championship, a county must have a minimum of (4) exhibitors in a division, and (8) classes per division.

4. Parental Assistance and Coaching

- a) Parental Assistance - Under NO circumstances is a parent/trainer permitted to:
- (1) Ready the project animal for the show ring by grooming, braiding, banding, or clipping said animal prior to and after arrival on the show grounds.
- (2) School the horse via lunge line or under saddle once the animal is on the show grounds, including Friday evening. The Show Stewards or Show Committee have the authority to eliminate any exhibitor not abiding by these rules.
- b) With regard to safety, parental assistance is acceptable, e.g. holding the horse while the rider changes clothes, checking/tightening girth, equipment, etc. Parent or adult must be wearing hard soled footwear with closed toes at all times when rendering assistance.

- c) Coaching from the rail, show ring and in-gate area by any parent and/or trainer is prohibited at ALL times once the show is in session. ONLY verbal coaching is allowed in the schooling ring, trailer and stabling areas.
- d) Special circumstances should be referred to a show steward. The stewards' decision will be final.

5. Protests

A formal protest may be lodged on behalf of an exhibitor, by the exhibitor, the county coordinator or a registered horse project leader.

- a) The protest must be filed within 10 minutes after the infraction of the rule.
- b) Decisions that may not be protested include but are not limited to:
 - (1) The soundness of a horse, when determined by an official veterinarian of the competition or by a judge.
 - (2) A judge's decision, representing his/her individual preference, may not be protested unless it is alleged to be in violation of the 4-H rules.
- c) All protests must be submitted to the Show Secretary on the official Horse Show Protest Form. The form is available in the horse show office.
- d) The official protest form must be filled out completely, signed and accompanied by a deposit of \$25.00 CASH.
- e) The protest will be directed to the horse show committee at the appropriate time and a decision will be made.
- f) If the protest is upheld, the \$25.00 deposit shall be returned; otherwise it shall be forfeited.
- g) In no case will a protest be considered after the conclusion of the time allotted for the protest to be filed.

6. General Class Rules

- a) A two-minute gate will be enforced. If it is necessary to do a tack change, or if there is a conflict between rings, please notify the in-gate person in advance.
- b) Fall of horse or rider shall eliminate the contestant from the class.
- c) No outside horses (non-4-H project horses or horses not entered in the show) may be brought onto the show grounds for any purpose, including schooling or sale.

- d) For classes where individual work is performed, the individual work shall be performed in a random working order, which will be posted.
- e) When classes need to be split for safety, the cuts will be chosen randomly and will be posted prior to the start of the class.
- f) Riders must enter the ring with the correct number, if rider does not have the correct number or does not have the number given by the show committee the rider will be disqualified**

F. EQUINE WELFARE, SPORTSMANSHIP & ETHICS

1. Equine Welfare

The New Jersey 4-H Horse Project is comprised of a group of youth members, volunteer 4-H Horse Leaders, committed parents and appropriate Rutgers Cooperative Extension personnel. This group of people is dedicated to the humane treatment and care of all horses and promotes any and all improvements in the care, feeding handling and management of every breed of horse.

- a) It is required that horses be treated with the kindness, respect and compassion they deserve and never subjected to mistreatment or unapproved practices in any and all activities within and outside of 4-H.
- b) Cruel or rough handling of horses will not be tolerated and will result in elimination at the decision of the judge and/or show committee.

2. Sportsmanship

All 4-H'ers, parents, leaders, owners and trainers are expected to be polite, sportsmanlike. Any unethical acts of discourtesy, disrespect or disobedience to the judges, show officials, committee members or any other competitor on the part of an exhibitor, owner, parent or trainer SHALL disqualify the horse and rider, and dismiss them from the grounds.

3. NJ 4-H Horse Program Ethics Policy/4-H Code of Conduct

- a) The NJ State 4-H Horse Show Committee and the Rutgers Cooperative Extension 4-H Department Liaison will decide any infractions of ethics or the 4-H Code of Conduct.
- b) The showing of unethically fitted/groomed horses is prohibited. Unethical fitting will be deemed to consist of any method of altering the natural appearance or conformation of any part of the animal's body. Animals showing signs of having been operated upon or tampered with for the purpose of concealing faults in conformation and appearance or with intent to deceive relative to the animal's soundness, manners and way of going will be disqualified. This includes the covering of white skin, false tails (or use of any glued-on false hair or hair-like substances), use of coat paints, hair coloring conditioners, colored show foam, graphite, colored powders, hemp or other similar

substances externally applied and steroids, artificial filling internally or surgical procedures. All animals are subject to the “white towel” test.

- c) Every exhibitor, in consideration of his/her entry being accepted, agrees to submit any animal so entered by him/her to inspection and agrees to have such animal submitted to any tests as may be designated and requested by the Show committee and agrees that the conclusions reached by the committee as to whether such animal is unethically fitted/groomed shall be final, without recourse against the committee and the show.
- d) No one may conspire, contribute to or cooperate with others to violate this code, either by their action or inaction.
- e) Exhibitors, owners, and parents are absolutely responsible for an animal’s condition whether or not they did something in violation themselves or knew of treatment that violates the code.
- f) Exhibitors and parents/guardians signing the 4-H Event Permission Form have verified that they have read, understand and agree to abide by the rules above.
- g) By submitting a show entry, exhibitors verify that they have read and understand the 4-H Code of Conduct, show Ethics Policy, and show rules and regulations, as well as the consequences and penalties for violations. Exhibitors understand that evidence of violation of any state law will be released to the appropriate law enforcement authorities.
- h) Exhibitors submitting a show entry consent to disciplinary action for violation of the 4-H Code of Conduct and Ethics Policy.

II. ENGLISH DIVISION

A. Classes Offered

- Jr. Showmanship & Grooming (Jr. Member) [**APPENDIX C-E**]
- Sr. Showmanship & Grooming (Sr. Member) [**APPENDIX C-E**]
- English Halter (Horses 4 and over)
- English Pleasure Pony
- **Jr. English Pleasure Stock Type Horse (Jr. Members)**
- **Sr. English Pleasure Stock Type Horse (Sr. Members)**
- **Jr. Hunter Under Saddle Horse (Jr. Members)**
- **Sr. Hunter Under Saddle Horse (Sr. Members)**
- Jr. Equitation on the Flat (Jr. Members)
- Sr. Equitation on the Flat (Sr. Members)
- Jr. Equitation Over Fences (Jr. Members)
- Sr. Equitation Over Fences (Sr. Members)
- Handy Working Hunter Horse
- Handy Working Hunter Pony
- Working Hunter Horse
- Working Hunter Pony
- Hunter Hack Horse
- Hunter Hack Pony

B. Attire

1. AN ASTM/SEI SAFETY HELMET with harness properly fitted and securely fastened must be worn whenever mounted and in all classes with the exception of Grooming & Showmanship and all Halter Classes. Elimination will occur for infractions of this rule.
2. Riders in forward seat, all purpose or hunt type saddles should wear hunt coats, breeches (or jodhpurs) and boots/paddock boots.
3. Riders in cut back saddles should wear saddle seat attire.
4. Riders utilizing English type sidesaddles should be appropriately attired to the style of the sidesaddle.

C. Equipment

1. Saddles must be of traditional color and style of hunt seat, forward seat type or saddleseat type, they may be made of leather, suede or synthetic materials. Either, leather, web, cord, neoprene or linen girths are permitted.
2. Saddle pads should fit size and shape of saddle, except when necessary to accommodate numbers on both sides for which a square pad or suitable attachment maybe used. Saddle pads and attachments shall be white or natural color without ornament.

3. In all English classes, an English snaffle (no shank - conventional O-ring, egg-butt, D-ring or full cheek snaffle with bit keepers), kimberwick, pelham and/or a double bridle consisting of two bits - a curb or weymouth and a snaffle or bradoon (all with two reins, no convertor strap), all with cavesson nosebands and plain leather brow bands must be used. The inside circumference of the ring shall be no smaller than 2" (5.08 cm) and no larger than 4" (10.16 cm). On all snaffle bits, the inside circumference of the ring must be free of rein, curb or headstall attachments which would provide leverage.
4. In reference to mouthpieces, nothing may protrude below the mouthpiece(bar) such as extensions or prongs. Mouthpieces may be two or three pieces. On broken mouthpieces only, connecting rings of 1 1/4" (3.17 cm) or less in diameter or a connecting flat bar 3/8" to 3/4" (.95 to 1.9 cm) (measured top to bottom with a maximum length of 2" (5.08 cm)) which lie flat in the horse's mouth are acceptable. All mouthpieces must be a minimum of 5/16" (.79 cm) in diameter with snaffles to be measured 1" (2.54 cm) in from the cheek with a gradual decrease to the center of the snaffle. Mouthpiece may be inlaid, but smooth or latex wrapped. Smooth, round, oval or egg-shaped, slow twist, corkscrew, single twisted wire, double twisted wire mouthpieces and straight bar or solid mouthpieces with a maximum port no higher than 1 1/2" (3.81 cm) are allowed. When a curb bit is used, a curb strap or curb chain is required, but must meet the approval of the judge, be at least 1/2" (1.27 cm) width and lie flat against the jaw of the horse.
5. A bit or noseband cannot be physically or mechanically altered to increase the severity of its use and may be eliminated at the discretion of the judge. Spring-loaded bits are approved as long as they meet all bit specifications outlined in this handbook. The judge may prohibit the use of bits or equipment he/she may consider severe.
6. Martingales or tie-downs are prohibited in all classes except Working Hunter, Handy Working Hunter, and Hunt Seat Equitation Over Fences. Running Martingales are not allowed in any class.
7. Leg protection - bell boots and other protective leg gear are not allowed in any class, with the exception of Hunt Seat Equitation Over Fences.
8. **Spurs of the unrowelled type are NOT permissible. Only blunt spurs are permissible.**

D. English Division Class Specifications

1. Halter Classes

a) English Grooming and Showmanship

Horses and ponies are to be shown in-hand at halter or bridle at a walk, trot, and pose.

Failure to follow prescribed pattern may result in a severe penalty or disqualification based on the decision of the judge. The "*Quarter Method*" of showing [Appendix D] will be used in all Showmanship classes. The pattern to be used at the state show can be found in **Appendix C**.

Members must have done their own grooming, braiding, training and conditioning without assistance. To be judged according to the “*4-H Horse Project Showmanship & Grooming Score Card.*” [Appendix E]

b) English Halter

Horses in this class must be 4-years of age or older. Mares and geldings are to be shown in-hand in a halter or bridle. To be judged on conformation, soundness, and condition. Each entry will be shown individually at the walk and trot. Only family or member owned horses are eligible for this class.

2. Pleasure Classes

Riders will not be allowed to cross-enter between English Pleasure and Hunter Under Saddle with the same horse and rider combination.

a) English Pleasure

Emphasize on good manners, obedience and consistency while on a loose rein but still maintaining control of the mount. Required to perform at a walk, trot and canter both directions of the arena. A hand gallop may be asked in only one direction. No more than eight riders will be asked to hand gallop at one time. Riders are to show in hunt seat, sidesaddle or saddle seat tack. Attire must be appropriate for style of riding.

b) Hunter Under Saddle

Emphasize on movement, type, conformation and way of going while maintaining direct contact with the horse's mouth. Required to perform at the walk, trot and canter both directions of the arena. A hand gallop may be asked in only one direction of the arena. No more than eight riders will be asked to hand gallop at one time. Riders are to show in hunt seat tack and attire only.

3. Equitation Classes

a) English Equitation on the Flat

Class is to be judged both ways of the ring at a walk trot and canter, after completion of rail work the judge may ask individuals to test work if necessary. Only 20 riders will be asked to canter at a time. Riders will enter individually at a trot down the center line and find a place on the rail at ring steward's command.

The rider only is being judged. Riders will be judged on seat, hands, legs, feet, position, balance and control of mount. Suitability of horse to rider shall be considered.

4. Over Fences Classes

a) English Equitation Over Fences

The rider only is being judged. The rider will be judged on seat, hands, legs, feet, position, balance and control of the mount. Suitability of horse to rider shall be

considered. Individual performance shall consist of riding over a prescribed course of at least eight fences.

SIZE	HEIGHT OF FENCES	IN & OUT
Small Pony	2'3"	20'
Medium Pony	2'3"	22'
Large Pony	2'6"	24'
Horse	2'6"	25'

b) Handy Working Hunter

To be shown over a course of eight jumps. Fences shall simulate those found in trappy hunting country. Horses/ponies are required to trot over one fence toward the end of the course and may be asked to lead over a cross rail not to exceed (2') in height.

SIZE	HEIGHT OF FENCES	IN & OUT
Small Pony	2'3"	20'
Medium Pony	2'3"	22'
Large Pony	2'6"	24'
Horses	3'0"	25' -28'

c) Working Hunter

To be shown over a course of eight jumps. Fences shall simulate those found in the hunting field.

SIZE	HEIGHT OF FENCES	IN & OUT
Small Pony	2'3"	20'
Medium Pony	2'3"	22'
Large Pony	2'6"	24'
Horse	3'0"	25'

d) Hunter Hack

To be judged 50% on flat work and 50% over fences.

All riders are to first show both ways of the ring at a walk, trot, canter, and to hand gallop at least one way. No more than eight entries to hand gallop at one time. The hand gallop may be asked for after the last fence. All entries will be required to jump two fences. **Fences shall consist of a set of standards with two rails and a ground rail set to the height for each size of mount.** Riders will proceed directly from line-up to first fence. No courtesy circle before first fence.

SIZE	HEIGHT OF FENCES
Small and Medium Pony	2'3"
Large Pony and Horse	2'6"

Appendix A
THE DANISH JUDGING SYSTEM

ALL 4-H qualifying horse shows must use the Danish System, which rates the performance of competitors compared to a standard. Ratings are excellent, very good, good and fair. These ratings are based upon a numerical score:

Excellent	90 - 100	points
Very Good	80 - 89	points
Good	70 - 79	points
Fair	60 - 69	points

Listed below are examples of rating for a variety of classes that can be used to place classes, as well as in conjunction with the Danish System.

Halter Classes

Every Halter horse should deserve and receive at least a "good-to-very good" rating. A horse rating "fair-to-good" denotes something drastically wrong with conformation, way of going, and/or turnout. *Judges should remember that 4-Hers who can't afford a top halter horse should not be penalized with "fair" rating if they are doing everything possible with the horse they have.*

Showmanship and Grooming

An "excellent" rating should be assigned to exhibitors with well-groomed horses and proper attire and equipment. A horse/rider combination that commits one error deserves a "good-to-very good" rating. Examples of errors include: not trotting, turning in the wrong directions, not setting up the horse properly, not watching the judge, incorrectly adjusted equipment, and poor grooming. An exhibitor who commits a multitude of errors deserves a "fair-to-good" rating, accordingly.

Equitation/Horsemanship Classes

A high-quality rider who is capable of taking his/her horse through the class requirements without any major problems deserves an "excellent" rating. A rider/horse combination that makes at least one major or several minor faults deserves a "good-to-very good" rating. An exhibitor, who commits several major faults, would receive a "fair-to-good" rating. Major faults include: wrong leads, reversing incorrectly, improper backing and major faults in rider form. Minor faults include: slow response to a gait transition and lesser faults in rider form.

Performance Classes

A high-quality horse that is capable of performing the class requirements without any major problems deserves an "excellent" rating. A horse that exhibits one major or several minor faults deserves a "good-to-very good" rating. A horse that commits several major faults deserves a "fair-to-good" rating. Major faults include: wrong leads, improper backing, fighting the bit, and general lack of suitability for the particular class. Minor faults include slow gait transitions and lesser way of going faults.

In Western Riding and Reining classes, in order to receive an excellent or very good, horses should be able to complete the patterns executing the required gaits and movements, such as flying lead changes, sliding stops, roll backs and spins.

In English Performance classes over fences, in order to receive an excellent or very good, the horse/rider should be able to execute a course of 8 fences without a refusal or knockdown.

Games

A horse and rider that deserve an "excellent" rating have completed the course without a break in gait. The horse has also been able to compete without being unruly prior to starting the course inside the arena. A "very-good" rating is deserved for only minor deviations from normal behavior. A "good-to-fair" rating is for the horse that does not handle the pre-course pressure and is extremely difficult to handle.

Driving

A horse that is responsive to the driver, well mannered, shows no resistance, maintains gaits and executes movements precisely is deserving of an "excellent" rating. A horse/drive that makes at least one major or several minor faults would receive a "fair-to-good" rating. Major faults include: resistance to the bit, lack of suitability to driving, rearing, refusal to go forward, refusal to back, going off course, unsafe equipment. Minor faults may include: holding whip in wrong hand, sitting on wrong side of carriage, not backing in a straight line, inconsistent tempo in gaits, slow response to a gait transition.

Dressage

An "excellent" is merited by the horse and rider that complete a test with no major faults such as forgetting a movement or to salute the judge. A "very-good" is given to the rider who has one major or several minor faults. Other major faults include: resistance to bit, unwillingness to move forward, any misbehavior (bucking, rearing, etc.) Minor faults encompass breaks of gait, intermixing of movements, not utilizing entire arena for test movements.

Appendix B

English Bit Specifications

- 7. A bit cannot be physically or mechanically altered to increase the severity of its use and may be eliminated at the discretion of the judge.
- 8. A bosal without reins attached and used as a noseband is prohibited. A bosal (noseband) should not be confused with a bosal cinch, which has reins attached and is used as a standard rawhide hackamore.

FIGURE #1

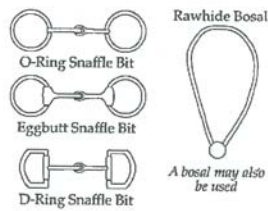


FIGURE #2

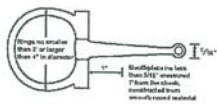
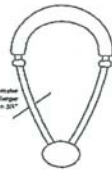
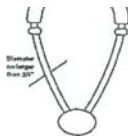


FIGURE #3



E. ATTIRE

- 1. In all western classes it is mandatory to wear appropriate western attire which includes pants (slacks, trousers, jeans, etc.), long-sleeved shirt with collar (band, standup, tuxedo, etc.), western hat and cowboy boots.
 - a. Chaps are optional at ApHC-approved shows but are mandatory at ApHC-sponsored shows, except as stated in 1 and 2 below:
 - 1. In leadline and all games classes, chaps are optional as a western requirement at all ApHC shows.
 - 2. Chaps are required in cutting and optional in all other cattle classes.



E. ATTIRE

- 1. In all western classes it is mandatory to wear appropriate western attire which includes pants (slacks, trousers, jeans, etc.), long-sleeved shirt with collar (band, standup, tuxedo, etc.), western hat and cowboy boots.
 - a. Chaps are optional at ApHC-approved shows but are mandatory at ApHC-sponsored shows, except as stated in 1 and 2 below:
 - 1. In leadline and all games classes, chaps are optional as a western requirement at all ApHC shows.
 - 2. Chaps are required in cutting and optional in all other cattle classes.

ACCEPTABLE ENGLISH BITS



Slow Twist




Corkscrew



ACCEPTABLE ENGLISH BITS



Slow Twist



Corkscrew



Double Twisted Wire



Single Twisted Wire

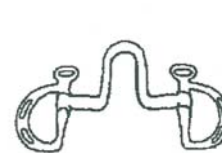


Correction Bit

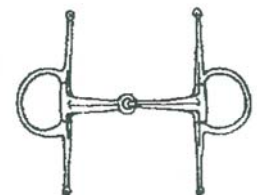


Snaffle Bit with Connecting Flat Bar

UNACCEPTABLE ENGLISH BITS



Excessive Port



Triangular Mouth

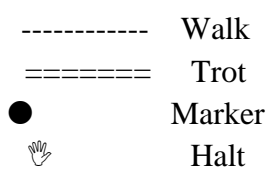

Appendix C

ENGLISH SHOWMANSHIP PATTERN

1. **Enter** the ring at a **walk**.
2. Continue to **walk** to the first marker.
3. **Trot** from first marker to the second marker.
4. **Halt** at second marker.

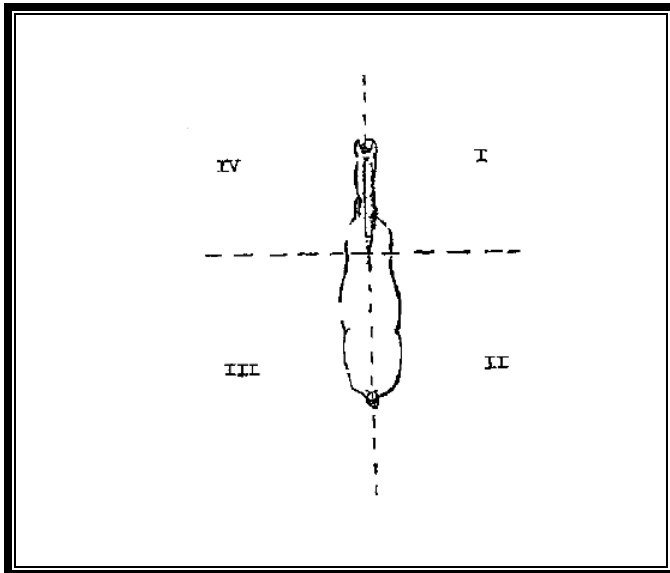
Set-up horse.

5. At judge's signal, **proceed to line-up**.



Appendix D**GUIDELINES FOR SHOWMANSHIP CLASSES**

The following suggested guidelines of movement are meant to serve as an illustration of movement around the horse while showing in showmanship at halter & are for the exhibitor's information. Imaginary lines bisect the horse into four equal parts as seen in the figure below. (Note the quadrants will be numbered I, II, III, IV for ease of identification.) One line runs across the horse just behind the wither. The other imaginary line runs from head to tail. When the judge is in I the handler should be in IV. As the judge moves to II, the handler moves to I. When the judge moves to III, the handler moves to IV. As the judge moves up the horse to IV, the handler returns once more to I. This method is based on safety as the handler can keep the horse's hindquarters from swinging toward the judge should the horse become unruly.



Appendix E

SHOWMANSHIP & GROOMING SCORE CARD		
This performance class shall be judged strictly on the contestant's ability to fit and show in a halter class. The horse's conformation is not to be judged.		
Appearance of Horse		40 points
A	Condition & Thriftiness	(15 points)
B	Grooming 1. Hair coat clean, well brushed 2. Mane, tail, foretop & wither tuft free of tangles & clean. It is prohibited to use any ornaments on the aforementioned. Mane, tail, foretop & wither tuft may be English Braided or Western banded. 3. Hoofs trimmed properly. If shod, shoes must fit properly & clinches should be neat	(15 points)
C	Trimming 1. Stock-type horse manes may be roached, but foretop & tuft over wither must be left. 2. Inside ears may be slipped – no penalty for not clipping. 3. Long hair on jaw, legs & pasterns should be clipped.	(5 points)
D	Tack 1. Tack should be neat, clean & in good repair.	(5 points)
Appearance of Exhibitor		10 points
A	Clothes & person – neat & clean	(5 points)
B	Suitable clothes	
Showing Horse in the Ring		50 points
A	Leading 1. Enter ring leading horse at an alert walk in counter clockwise direction unless otherwise directed by the judge. Walk on the animal's left side, holding the lead shank in right hand, near halter. Remaining portion of lead is held neatly & safely in left hand. A tightly coiled or rolled lead shank will be considered a fault. Animals should lead readily at the walk or trot. 2. After the judge has lined up the class, he/she may call on each exhibitor to move individually. When moving the horse, be sure the judge gets a clear, unobstructed view of the horse's action. Allow the horse sufficient lead so it can move freely in a straight line. Lead from the left side of the animal. To turn, stop & turn to the right around the horse.	(15 points)
B	Posing 1. When posing, stand toward the front, facing the horse, but not directly in front, and always in a position where you can see the judge. 2. Pose horse with its feet squarely under the body. Do most of the showing with the lead shank. Never kick a horse's leg into position. 3. Do not crowd the exhibitor next to you when lined up side-by-side or in front of you when head-to-tail. 4. When the judge is observing other horses, let your horse stand if posed reasonably well. 5. Be natural: over-showing, undue fussing & maneuvering are objectionable.	(15 points)
C	Poise, Alertness & Merits 1. Keep alert, & be aware of the judge at all times. Don't be distracted by persons or things outside of the ring .2. Show your horse at all times, not yourself. 3. Respond quickly to requests from the judge & officials. 4. Be courteous & sportsmanlike at all times. 5. Quickly recognize & correct faults of your horse. 6. Keep showing until the entire class has been placed & excused from the ring.	(20 points)