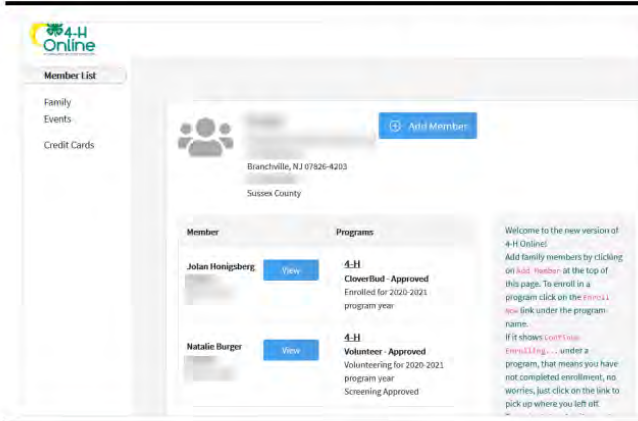


# Accessing your 4-H club's records

For 4-H club leaders

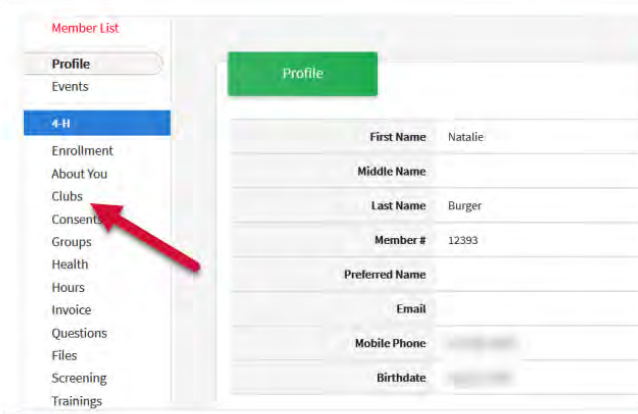


**1**

To get started, login to your profile in 4-HOnline.

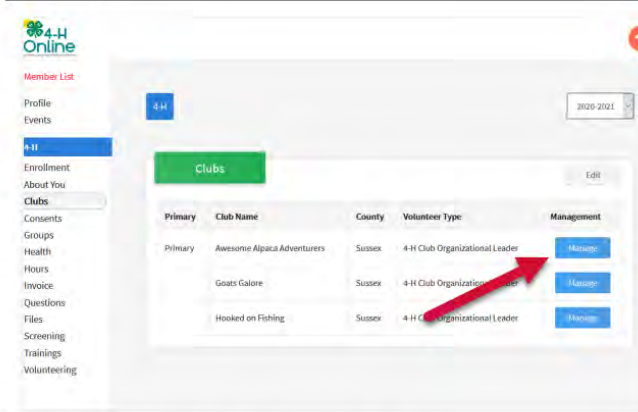
On your Member List page, click the blue View button next to your record.

This will open club and other information linked to your record.



**2**

In the menu on the left side of the page, select Clubs



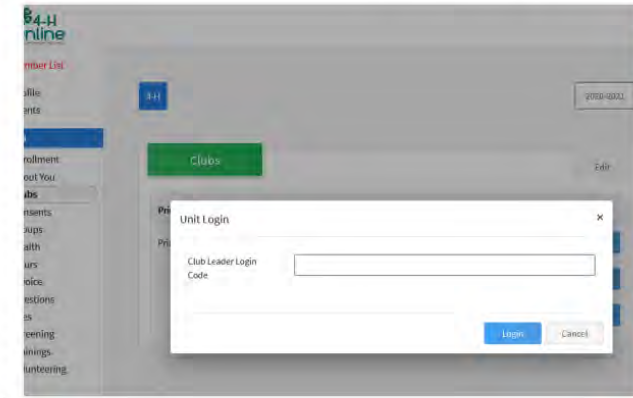
**3**

From the Clubs page, click the blue button next to the appropriate club.

Primary	Club Name	County	Volunteer Type	Management
Primary	Awesome Alpaca Adventurers	Sussex	4-H Club Organizational Leader	Message
	Goats Galore	Sussex	4-H Club Organizational Leader	Message
	Hooked on Fishing	Sussex	4-H Club Organizational Leader	Message

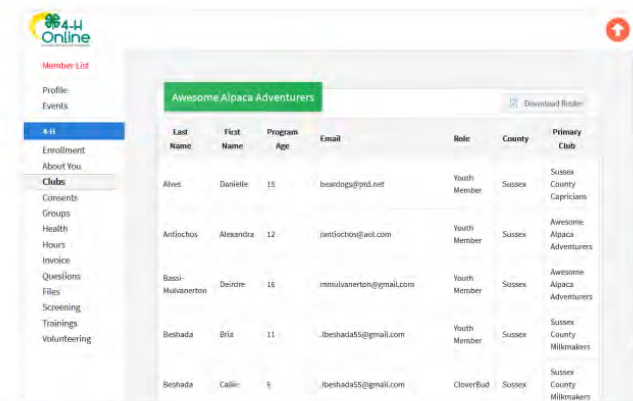
# Accessing your club's records

For 4-H Club Leaders



4

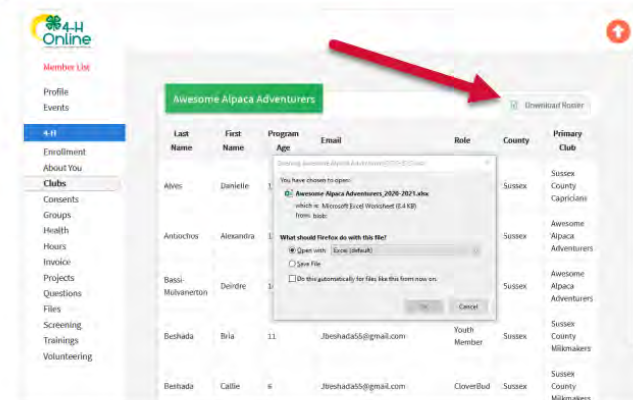
Enter your club's PIN and click the blue Login button.



5

A roster of your club members will be shown.

*Additional features and functionality will be added to this section in the future.*



6

You can download a file of your club's roster by clicking the Download Roster button at the top right of the page.

(Email addresses can be cut/paste into your email program from this.)